



Pittsfield Village News

www.pittsfieldvillage.com

JUNE 2016

Announcing...

ANNUAL MEETING ELECTION RESULTS

BOARD OF DIRECTORS 2016-2017

PRESIDENT, AARON PRESSEL

VICE PRESIDENT, SARAH DEFLON

TREASURER, CINDY SAMORAY

SECRETARY, LARA COOPER

MEMBER AT LARGE, JOHN SPRENTALL

IMPORTANT NOTICE

BOARD OF DIRECTORS
MEETING DATE CHANGE
WEDNESDAY, JUNE 22

GET READY! YARD SALE

Saturday, June 4

9:00 AM to 4:00 PM

Time to clean house!

What you don't sell, please consider donating to
the Thrift Shop.

UNWANTED PESTS?

call the office to schedule the exterminator.

Eradico Pest Control comes to PV every Thursday—all you have to do is call us prior to Thursday to be put on the schedule!

PV office hours: 8:30 to 5:00 Monday through Friday.

Ice Cream Social

Pittsfield Elementary School

Rock Wall Slide, Money Machine Inflatable, Big Splash Dunk Tank, games, raffles, a silent auction, balloon artist, and caricature. Pizza, beverages, and ice cream available.

5:30 pm—8:00 pm

Friday, June 3

Pittsfield School, 2543 Pittsfield Blvd.

Free admission (charges for food & games)

(734) 997-1218



FREE sump pump system for your home!

Contact PERIMETER LLC today to qualify your home for a free system.

734-424-9280

You may also select ONE FREE incentive below:

Upgrade to water-powered back-up

Sanitary sewer video inspection

Radon mitigation system

10ft of basement-dry system

Or a gravity/recessed sump lid w/floor drain

Essential Oils Class

Wednesday, June 8th

at 7:00-8:00 pm—PV Community Bldg

Interested in learning about natural healthcare support and eliminating everyday toxins from your environment? Drop by for an informal Q&A. I'd love to help you get started on a healthier road to living!

Your neighbor, Connie Gibson



Health the Essential Way
real • simple • effective

LISA'S PLANT OF THE MONTH: VERNONIA NOVEBORACENSIS - IRONWEED

(4-8' tall by 3' wide)

Ironweed is a tall, erect perennial that is covered with deep purple blooms from late summer into fall. Site it in a sunny location at the back of the border. Butterflies and hummingbirds visit this plant frequently. You can cut it back by half in early summer if you wish to control the height. Ironweed tolerates a range of soils but prefers rich moist loam. After bloom, rusty-tinged seed heads form. Cut these off to avoid unwanted seedlings. The name Ironweed comes from the tough stalk and rusty seed heads. Pair this perennial with Joe-Pye Weed, Ornamental Grasses, Butterfly Bush, and tall Zinnia. Ironweed would be a crowning addition to a Butterfly Garden!

Plant tender bulbs such as Dahlia, Caladium, and Canna Lily now. Gladiolus blooms can be staggered by planting a few corms every two weeks until July.

Now get out and play.

IN THE GARDEN- June 2016

By Lisa Joseph, Staff Horticulturist

Many of us want to join the "Save the Monarch Butterfly" movement. Milkweed plants are required to support Monarch population growth. These host plants provide the larvae with a food source, and the nectar from Milkweed and other late-blooming perennials is necessary for the adult butterflies to make the long journey in fall to overwintering grounds in Mexico. Monarch migration is threatened by habitat loss in North America. Milkweed and other nectar sources are declining due to development and urban sprawl.



The Monarch population is certain to decline to extremely low levels without an effort by us to restore milkweed plantings. So what can we do to help? By creating and protecting a Monarch Waystation or a Butterfly Garden, we can help to offset the loss of Milkweed and other nectar sources. These butterfly areas can be developed in unused plots of land or along roadsides. Site your butterfly garden in a sunny location (5 to 6 hours per day), but sheltered from constant wind. Place a few flat stones in your sunny location so that the butterflies can rest while warming up.

Good nectar sources to add to a Butterfly Garden:

Aster, Goldenrod, Butterfly Bush, Joe-Pye Weed, Zinnia, Ironweed, Shasta Daisy, Verbena, Cosmos, Phlox, Coneflower, Gayfeather, Marigold, Lantana, Black-Eyed Susan, and Agastache.

Don't use pesticides in your Butterfly Garden. If the pest insect population becomes too large, use the following organic alternative. Take care when applying to avoid dousing the pollinators and other beneficial insects.

Organic Pest Insect Control:

Stir two teaspoons of dishwashing liquid into a gallon of water. Wet the plants thoroughly with the solution and repeat this treatment every few days for two weeks.

Keep in mind that Milkweed is absolutely not an attractive perennial for your foundation beds. It is a plant that reaches 2 to 6 feet in height with large leaves and a thick stalk. The leaves turn reddish as the plant matures, later dropping from the stem where a milky sap seeps out. Milkweed is known as a colonizer. The root system has long creeping rhizomes (underground horizontal roots) and spreads aggressively. New shoots emerge from the rhizomes some distance from the parent plant. A stand of Milkweed can develop from a single plant, crowding out other plants in your garden. Milkweed will also get started by seed in neighboring beds, as numerous seeds are produced, each attached to a white hair to allow for successful dispersion by wind. Even if planted in the back of your unit, Milkweed will soon become a problem in the landscapes. We have to be conscientious about the aesthetics of the community and plant this beneficial perennial in its proper place. I live in the country with a spacious field behind me next to a river. I will scatter Milkweed seeds throughout the field, and I have given seed to several neighbors who are all on board to join the movement.

Clean Dryer Vents or Waste Energy and Risk a Fire

A plugged dryer vent will cause your dryer to run inefficiently, and that's bad. A plugged dryer vent could also cause a house fire, and that could be deadly! Dryers that are centrally located in houses are most prone to plugging because of the longer ducts. Excess lint is only one reason ducts get clogged; nesting pests and stuck exhaust hood flappers can also cause backups. Stronger odors and longer dry times are two signs your vent is plugged.

You'll have to remove the vent from the back of the dryer to clean it. Suck debris from the ducts with a wet/dry vac, or ream them out with a cleaning kit that includes a brush on a long flexible rod that attaches to a power drill. The kits are available at home centers. If your ducts need replacing, get smooth metal ducts, which will stay cleaner longer than the rough corrugated surface of flexible ducts. Avoid plastic ducting altogether; it can be a fire hazard.



MAINTENANCE REMINDERS:

No "flushable" wipes down the pipes! Ever! If Roto Rooter finds a clog that can be sourced back to your unit, you will be charged. Please keep this in mind.

No signs allowed—political or otherwise

JUNE 2016

Sun	Mon	Tue	Wed	Thu	Fri	Sat
			1	2	3	4 9AM-4PM COMMUNITY YARD SALES
5	6	7 M&M committee meeting 6pm	8	9	10	11
12	13	14 Landscape committee meeting 6pm	15	16	17	18
19 HAPPY FATHER'S DAY	20	21	22 BOARD MEETING Open Forum: 6:15 pm / Meeting: 6:30	23	24	25
26	27	28	29	30		LOOKING AHEAD: JULY 30th: ANNUAL POOL PARTY

BOARD OF DIRECTORS 2016-2017

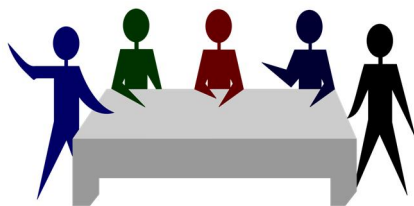
Aaron Pressel, President
aaron.pressel@pittsfieldvillage.com

Cindy Samoray, Treasurer
Cindy.samoray@pittsfieldvillage.com

Sarah Deflon, Vice President
Sarah.deflon@pittsfieldvillage.com

Lara Cooper, Secretary
Lara.cooper@pittsfieldvillage.com

John Sprentall, Member at Large
John.sprentall@pittsfieldvillage.com



COMMITTEE CHAIRS

Ellen Johnson, Maintenance & Modification
Brian Rice and John Sprentall, Landscape

MANAGEMENT OFFICE



Bookkeeper, Wanda Buster
Administrative Manager, Tracy Vincent

office@pittsfieldvillage.com
734-971-0233
Fax: 734-971-3421

Mosquito Bite Prevention (United States)




Not all mosquitoes are the same. Different mosquitoes spread different viruses and bite at different times of the day.

Type of Mosquito	Viruses spread	Biting habits
 <i>Aedes aegypti</i> , <i>Aedes albopictus</i>	Chikungunya, Dengue, Zika	Primarily daytime, but can also bite at night
 <i>Culex</i> species	West Nile	Evening to morning

Protect yourself and your family from mosquito bites

Use insect repellent

Use an Environmental Protection Agency (EPA)-registered insect repellent with one of the following active ingredients. When used as directed, EPA-registered insect repellents are proven safe and effective, even for pregnant and breastfeeding women.

Active ingredient		Some brand name examples*
Higher percentages of active ingredient provide longer protection		
DEET		Off!, Cutter, Sawyer, Ultrathon
Picaridin , also known as KBR 3023 , Bayrepel , and icaridin		Cutter Advanced, Skin So Soft Bug Guard Plus, Autan (outside the United States)
Oil of lemon eucalyptus (OLE) or para-menthane-diol (PMD)		Repel
IR3535		Skin So Soft Bug Guard Plus Expedition, SkinSmart

* Insect repellent brand names are provided for your information only. The Centers for Disease Control and Prevention and the U.S. Department of Health and Human Services cannot recommend or endorse any name brand products.



Protect yourself and your family from mosquito bites *(continued)*



- ◆ Always follow the product label instructions.
- ◆ Reapply insect repellent every few hours, depending on which product and strength you choose.
 - » Do not spray repellent on the skin under clothing.
 - » If you are also using sunscreen, apply sunscreen first and insect repellent second.

Natural insect repellents (repellents not registered with EPA)

- ◆ The effectiveness of non-EPA registered insect repellents, including some natural repellents, is not known.
- ◆ To protect yourself against diseases like chikungunya, dengue, and Zika, CDC and EPA recommend using an EPA-registered insect repellent.
- ◆ When used as directed, EPA-registered insect repellents are proven safe and effective.
- ◆ For more information: www2.epa.gov/insect-repellents

If you have a baby or child



- ◆ Always follow instructions when applying insect repellent to children.
- ◆ Do not use insect repellent on babies younger than 2 months of age.
- ◆ Dress your child in clothing that covers arms and legs, or
 - ◆ Cover crib, stroller, and baby carrier with mosquito netting.
 - ◆ Do not apply insect repellent onto a child's hands, eyes, mouth, and cut or irritated skin.
 - » Adults: Spray insect repellent onto your hands and then apply to a child's face.
 - ◆ Do not use products containing oil of lemon eucalyptus (OLE) or para-menthane-diol (PMD) on children under 3 years of age.

Treat clothing and gear



- ◆ Treat items such as boots, pants, socks, and tents with permethrin or purchase permethrin-treated clothing and gear.
 - » Permethrin-treated clothing will protect you after multiple washings. See product information to find out how long the protection will last.
 - » If treating items yourself, follow the product instructions.
 - » Do not use permethrin products directly on skin.

Mosquito-proof your home



- ◆ Use screens on windows and doors. Repair holes in screens to keep mosquitoes outside.
- ◆ Use air conditioning when available.
- ◆ Keep mosquitoes from laying eggs in and near standing water.
 - » Once a week, empty and scrub, turn over, cover, or throw out items that hold water, such as tires, buckets, planters, toys, pools, birdbaths, flowerpots, or trash containers. Check inside and outside your home.