

## **Garden Marker Program**

**DEADLINE ON HOLD DUE TO COVID-19**

### **GREEN STICKS THIS YEAR!**

The original deadline to pick up gardens April 17, 2020. Do not fret, the deadline will be pushed back so everyone who wants to participate will have the opportunity to pick up markers. Request Garden Markers only if you wish to participate.

**A reminder, if you want Pittsfield landscape crews to maintain your beds, you do not participate in the garden marker program!**

**Please note:** *if you opted for NO SPRAY on the Mulch Form, then you are obligated to use garden markers **and** tend your own garden.* Failure to comply could result in fines.

If you have any questions regarding the program, please contact the Village office at [office@pittsfieldvillage.com](mailto:office@pittsfieldvillage.com) or 734-971-0233.



## **Financial Hardship Options**

A letter was mailed via USPS to residents on Friday, March 27, 2020 from the Board of Directors regarding financial hardship options for residents financially impacted by business closures due to COVID-19. If you haven't already received this letter, you should expect to see it in your mail soon.

**A couple of highlights further detailed in the letter:**

Late fees will be waived for April & May. As the situation develops, the Board of Directors will consider a longer period to waive late fees.

If you cannot pay your monthly assessment, you can submit a payment plan. The Board will review payment plan proposals at their monthly meeting.

Please contact Kendra Zunich at [kzunich@kramertriad.com](mailto:kzunich@kramertriad.com) with questions.

## CITY OF ANN ARBOR COMPOSTING

This is normally the time of year that Ann Arbor gets excited about compost. Right now we plan on starting curbside compost collection on Monday, April 6, 2020, as planned. However, we will keep you in-

formed if our COVID-19 responses cause changes to that schedule. As a reminder, please do not put carts or bags at the curb prior to April 6.

Please check for updates

through the City of Anna Arbor's website :[www.a2gov.org](http://www.a2gov.org) for updates regarding the City's composting program., or at 734-994-7336.



## PSA– DO NOT FLUSH WIPES!

As always, please refrain from flushing anything but toilet paper. If your pipes are clogged from flushing wipes, you will be charged for the maintenance call!

## Realtor/For Sale Signs

A friendly reminder that ‘For Sale’ signs are required to be within your unit’s garden bed, not in the common area!



## Pet Waste

If you have PET FECES in your yard, please clean it up now!!Waste must be picked up and properly discarded immediately. Thank you for keeping our community clean, sanitary, and beautiful.



## INTO THE GARDEN- April 2020

By Lisa Joseph, Community Horticulturist

*"Behold, my friends, the spring is come; the earth has gladly received the embraces of the sun, and we shall soon see the results of their love!" - Sitting Bull*

2020 has so far been challenging, a very unusual time. When we are finally set free from this shelter-in-place, when our world is once again safe to enter, we shall proceed into the gardens, completing one chore at a time, doing the best that we can do to catch up. This year will be different than others, and patience will be needed and appreciated to get through this together. The gardening staff and I will hit the ground running as soon as possible, and we will make the community just as lovely as always. I know you will too. For now let's get our minds on something else...plants!

### LISA'S TRIED-AND-TRUE ANNUALS

Here is a formula often used for planter design:


- There must be a thriller, or tall middle plant, some fillers that will wave in and out and fill in the planter, and some spillers, plants that cascade down the side and soften the look of the pot. These three components together make for aesthetically pleasing planters.
- Pay attention also to the One Third Rule, which means that your planter should be one third of the height of the tallest plant in the pot.

### **THRILLERS OR MIDDLES:**

For A Sunny Site-

- \* **DAHLIA**- plants that grow to a mature height of between 2-3' are best; my faves are peach, pink, purple, and especially orange in color. (email me if you want names)

- \* **SALVIA CATHEDRAL PURPLE (18")**, **EVOLUTION (24")** and **PLAYIN' THE BLUES (48")**- cobalt blue



Meadow Sage; Cathedral Purple is violet. This plant blooms consistently and draws in the pollinators. Plus it combines beautifully with many different colors.

- \* **DRACAENA**- a tall spiky plant for foliar interest. I like to cut off the lowest couple of rows of leaves so that I have more space to plant other annuals. Dracaena comes in varieties with differing leaf colorations such as green with red stripes and burgundy.


For Shady Site-

- \* **COLEUS** - some varieties reach a height of 42". This is another plant for foliar interest and has a large range of leaf colors and shapes. The flowers aren't particularly pretty, but the beneficial insects love the tiny blossoms.
- \* **BEGONIA DRAGON WING**- a robust powerhouse, with gorgeous shiny dark green leaves and persistent bright pink or brilliant red flowers. I've never had a bad experience with this plant!
- \* **FUCHSIA GARTENMEISTER BONSTEDT**- my favorite annual for shady spots! The long tubular flowers are reddish-orange, a color that stands out beautifully against the dark wine green foliage. The clusters of low-hanging flowers come one after the other, making the humming birds very happy campers!

### **FILLERS:**

Sunny-

- \* **LANTANA SUNSHINE ROSE, BANANARAMA, BERRY BLEND**- all Lantana plants are bloom factories, en-



ticing pollinators and hummingbirds with their never-ending blossoms. I do have to warn you, however, that the dead-heading can be tedious but is necessary. Allowing the plant to set seed will slow down the production of new blossoms.

- \* **PHLOX INTENSIA LAVENDER GLOW OR CABERNET**- if you've never tried this plant, you will be amazed and hooked when you do! Add a couple of these to your planter, add water weekly, and fertilize with a water-soluble fertilizer every 4 weeks. You will be rewarded with constant blooms all summer long.

- \* **PLECTRANTHUS CERVEZA 'N LIME**- a stalwart, drought-tolerant foliar annual for full sun. The thick leaves are variegated with green and bright yellow. Plectranthus grows upward for height, but it will also grow outward, serving as a filler plant as well. I love using this one in a planter with blue Salvia.

## Colin is RETIRING!

Colin Breed, the Village's maintenance supervisor is retiring on Friday, April 17, 2020! Colin has dedicated the past two decades + to the Village! To say he will be missed is an understatement. A gathering to celebrate Colin's next chapter will be held at a later date. Stay tuned for details!

*"There's one thing I always wanted to do before I quit...retire!"*

*"Few men of action have been able to make a graceful exit at the appropriate time"*

## PAWS & TAILS PET CARE



Hi, my name is Irene Hayes, owner of Paws & Tails Pet Care. I'm located right here in Pittsfield Village!

Have peace of mind while you're away with quality care and affordable rates for your furry family member!

I provide daily dog walking for people who have long, busy, work hours, new puppies who need potty breaks and socialization, or for those that want their dog to have a fun break in their day!

I also provide house visits for dogs, cats, and small animals for those gone on vacations and business trips.

Email to book your free meet and greet with me and to receive more information. Contact information:

[irenehayes03@yahoo.com](mailto:irenehayes03@yahoo.com)

## DIY CLEANING SOLUTION

**Submitted by: Barb Benard Butler**

Some people have appreciated this suggestion for a traditional home-made recipe, with the timing of disinfection based on common infection control policy for killing resistant pathogens within the UofM Hospitals systems.

So I thought I would forward it for consideration for use in homes, in place of unavailable commercial disinfection wipes.


- 1 Tablespoon Bleach
- 2 Cups Water
- Place in a spray bottle.
- Spray on commonly used surfaces; keep wet for one minute; then either allow to air dry, or wipe dry with a gloved hand.



## IN THE GARDEN, CONTINUED...

Shady-

- \* **IMPATIENS ROCKAPULCO AND BOUNCE SERIES-** I love their size, the leaves stay clean and dark green all season, and the flowers are numerous and reliable. What more can I say?
- \* **HYPOESTES-** another foliage plant for shade, also known as Polka-dot Plant. My favorite of course is the rose color (gorgeous with burgundy or lime green Coleus), but the white is pretty also, and will brighten up a dark corner. Plant the white variety in front of a wine-colored Coleus to really make it pop.
- \* **TORENIA SUMMER WAVE LARGE AMETHYST and VIOLET-** also known as Wishbone Flower, this one blooms all season with large blossoms that draw in



hummers and bees. Torenia prefers filtered to full shade and is deer-resistant. It can be used as a spiller as well, but I prefer to plant it back from the edge so that it will weave through the other plants.

### SPILLERS OR TRAILERS:

Sunny-

- \* **SUPERTUNIA PETUNIA-** Supertunias are petunias on steroids. The blooms and plants are more rugged and vigorous. My faves are Royal Magenta, Sangria Charm, Mini Rose-Veined, Vista Fuchsia and Vista Bubblegum. Oh and Raspberry Blast!
- \* **SUPERBENA VERBENA-** again the "super" indicates an improved variety, one that blooms profusely, stays disease-free, and is more robust. My faves are Coral Red, Pink Shades, Royale Chambray, Royale Plum Wine, and Royale Peachy Keen (so luscious with Supertunia Raspberry Blast).
- \* **SUPERCAL PETCHOA NEON ROSE-** I found this Petunia and Calibrachoa (Million Bells) hybrid a couple of years ago at Lowe's of all places. I was blown away by its season-long stellar performance. The large blossoms were a gorgeous bright rosy pink, the plants bloomed continuously and were never attacked by aphids!

Shady-

- \* **TRAILING COLEUS-** varieties such as Chocolate Drop, Strawberry Drop, and Garnet Robe trail over the edge of the planter instead of growing upright. The foliar colorations are gorgeous and combine well with many colors.

- \* **DICHONDRA SILVER FALLS-** a powerhouse spiller shade plant. I love this plant with its silver foliage and strong trailing habit. Stunning with violet-blue, wine, and shades of pink.
- \* **SWEET CAROLINE LIGHT GREEN SWEET POTATO VINE-** this vine is better in dappled shade rather than deep shade. The Sweet Caroline variety grows upward a bit and trails down over the edge of the planter. The chartreuse color is eye-catching with magenta, purple, pinks, and wine. I prune this back periodically throughout the summer when it gets a little too pushy in the planter.

### OUTSTANDING PERENNIALS I MUST RECOMMEND!


FULL SUN:

- \* **STACHYS 'HUMMELO' (sta-cheese HUMmelo)-**  
**Common name- Betony; Mature Size- 24 x 24"-**  
This dependable workhorse was crowned the 2019 Perennial Plant of the year! It was love at first sight when I first spotted this perennial in bloom. The upright spikes of rosy lavender flowers appear all through summer. The wrinkled, scalloped-edged dark green leaves remain attractive all season. And the pollinators! They just love it! It is known as a bee magnet.



### MADE IN THE SHADE:

- \* **EPIMEDIUM GRANDIFLORUM 'LILAFEE'-** Several common names- Bishop's Hat, Barrenwort, Fairy Wings; Mature Size is 18 x 18"- The unusual blooms on this variety are an eye-catching violet lavender and appear in May before the new foliage opens. I have Jonquil Daffodils planted behind



mine. They bloom together and it is fabulous! Epimediums prefer dappled to full shade and will burn in full sun. This plant is drought-tolerant, making it perfect for under trees. Plants may slowly creep, in a good way, if the site is ideal.

I hope to see you around the community soon! For now, get out and play... at least 6 feet away from each other.

## Pittsfield Village Office

Monday— Friday, 8:30 am to 5:00 pm

Office: 734-971-0233 Fax: 734-971-3421

[www.pittsfieldvillage.com](http://www.pittsfieldvillage.com)

[www.townsq.io](http://www.townsq.io)

### ASSOCIA / KRAMER-TRIAD

Kendra Zunich, Community Manager:

[kzunich@kramertriad.com](mailto:kzunich@kramertriad.com)

Wanda Buster, Bookkeeper:

[wbuster@kramertriad.com](mailto:wbuster@kramertriad.com)

Tracy Vincent, Administration:

[tvincent@kramertriad.com](mailto:tvincent@kramertriad.com)

Maintenance / General inquiries:

[office@pittsfieldvillage.com](mailto:office@pittsfieldvillage.com)

### 2019-2020 BOARD OF DIRECTORS

Ellen Johnson

[ellen.johnson@pittsfieldvillage.com](mailto:ellen.johnson@pittsfieldvillage.com)

John Sprentall

[john.sprentall@pittsfieldvillage.com](mailto:john.sprentall@pittsfieldvillage.com)

Jessica Lehr

[jessica.lehr@pittsfieldvillage.com](mailto:jessica.lehr@pittsfieldvillage.com)

Kat Irvin

[kat.irvin@pittsfieldvillage.com](mailto:kat.irvin@pittsfieldvillage.com)

Leif Millar

[leif.millar@pittsfieldvillage.com](mailto:leif.millar@pittsfieldvillage.com)

# Community Reminders

## SPRING / SUMMER


- Annual Meeting (Postponed)
- Flower Giveaway– May 16, 2020 (Tentative)
- Pool Opening– Memorial Day Weekend (Tentative)

## COMMITTEES

Maintenance & Modification: Lisa Lemble, Chair

Landscape: Brian Rice, Chair

## APRIL 2020

Sun	Mon	Tue	Wed	Thu	Fri	Sat
			1	2	3	4
5	6	7 Maintenance & Modification Com- mittee Meeting	8	9	10	11
12  Happy Easter!	13	14 Landscape Com- mittee Meeting	15	16	17 Colin's Last Day at PV / KT!	18
19	20	21	22	23	24	25
26	27	28	29 6:15 pm Open Forum; 6:30 pm: Board of Directors Meeting	30		