

October 2021

June 2021 Flood Event

Recordings and presentation materials from the September 1 and 8 public meetings are now available for viewing at www.a2gov.org/JuneStorm. Thank you for those who participated in the meetings. **Next Step:** The project team is getting started on the engineering analysis and finalizing a detailed questionnaire that will be mailed to all addresses in the project area. This questionnaire will be focused on individual property details.

Questions and comments?

Please contact City project manager, Troy Baughman, at TBaughman@a2gov.org or 734-794-6430 x 43798.

<https://www.a2gov.org/departments/systems-planning/planning-areas/water-resources/stormwater/Pages/June-25-26-Storm-Event-Analysis.aspx>



Pittsfield Village currently has two committees that work in conjunction with the Board of Directors— Maintenance & Modification Committee + the Landscape Committee.

The M & M Committee reviews resident modification requests and crafts specifications for the community.

In addition to overseeing all the green spaces, the Landscape Committee reviews all landscape related resident requests. The Landscape Committee also supervises the Garden Marker Program. Both committees regularly tour the Village to identify needed improvements in their respective areas.

The M & M Committee meets monthly on the first Tuesday of each month at 6pm.

The Landscape Committee meets monthly on the second Tuesday of each month at 6pm. Meetings typically run 90 minutes.



For more information on committees or how you can help, please contact the office at office@pittsfieldvillage.com.

WASHTENAW COUNTY, MI — Ann Arbor neighborhoods have an official trick-or-treat time:

Thursday from 5 to 8 p.m., according to the city.

As Halloween approaches and excitement builds for families to get their spook on, the city and the Washtenaw County Sheriff's Office have released tips to keep you safe amid the scares and sweets.

Shine bright in the night

Dusk is the time of night when drivers have the least visibility. Accordingly, you should make yourself much easier to spot, city officials suggest.

A flashlight can help light the path in front of trick-or-treaters, while helping drivers see pedestrians.

The city also recommends choosing an easy-to-see costume with light colors, or adding reflective tape to help kids stand out.

Stay aware lest ye be scared

It's also important that kids be aware of potential dangers when walking down the street, the sheriff's office recommends.

Keep your head up and your phone down when crossing the street. Making eye contact with drivers is a good way to keep them attentive, the sheriff's office says.

Kids should also be wary of strangers. Only approach well-lit homes, and always get treats outside on the porch, the sheriff's office advises. Never go into a stranger's car or house, and always travel in groups.

Keep your costume cozy

Some costumes can obstruct vision. If you have to wear a mask, choose a comfortable one and consider taking it off before crossing the street, the city recommends. Face paint is a good alternative, according to the sheriff's office.

Visibility isn't your only concern when choosing your spooky getup: Loose elements of your costume can also be unsafe. "Billowing" costumes are dangerous around open flames, including jack-o-lanterns, so clothing and wigs should be non-flammable, Ann Arbor officials advise. Loose clothing can also cause falls or other accidents, as can sharp or pointy accessories.

Be suspicious of sketchy sweets

As with medication or other supermarket goods, it's best to stay away from candy with loose or torn wrappers or containers, according to the city. Likewise, loose items without packaging should be avoided.

The city recommends an adult take a look at every candy haul to be sure there's nothing strange or anything tampered with.

Drive safe

If you're driving on Halloween, make sure to pay extra attention in neighborhoods, the sheriff's office recommends: Kids are excited and might be moving erratically. Turn your lights on earlier in the evening, move slowly through neighborhoods and take time to look for kids at intersections, the sheriff's office says.



Have a Gourd time on Halloween

Are you enrolled in the Garden Marker Program?

Fall garden bed cleanup begins soon. If you would like the Village to handle fall cleanup for you, remove your orange garden markers by October 19, 2021 and return them to the office.

If you do NOT remove your markers, you are responsible for cleaning your beds by removing dead plant material BEFORE WINTER.

Please remember to clean out dead plant material from the window boxes as well. Thank you!

IN THE GARDEN- October 2021

By Lisa Joseph, Community Horticultural Consultant

LEAVES

How silently they tumble down
And come to rest upon the ground
To lay a carpet, rich and rare,
Beneath the trees without a care,
Content to sleep, their work well done,
Colors gleaming in the sun.
At other times, they wildly fly
Until they nearly reach the sky.
Twisting, turning through the air
Till all the trees stand stark and bare.
Exhausted, drop to earth below
To wait, like children, for the snow.
Elsie Brady



Looking ahead at this busy month, we have many tasks to complete before the snow flies- fall cleanup, continued perennial divisions as needed, and planting spring-flowering bulbs. The cooler fall weather is perfect for getting these jobs done. Passersby always admire the Fall decor and fabulous window box designs throughout the community. We can't wait to see what you do this year!

HARVEST THOSE ZINNIA SEEDS!

Stop deadheading your Zinnias and think about harvesting the seeds from your favorite plants to use again next year. You will have to put up with some unsightliness as you wait for the flowers to dry on your plants, but doing so will allow the seeds to ripen. It's important to know if

your zinnias are hybrids. Seeds from hybrid plants typically do not come true to the parent plant. Seeds from open-pollinated plants, though, will grow true to the parent plant, so harvest those seeds only. Some ideal varieties from which to gather seeds are Cut and Come Again, State Fair, and Lilliput Zinnias. Also, be sure to harvest seeds from only healthy plants. Skip Zinnias that are suffering from powdery mildew as this fungal disease can transfer to the seeds. You really only need a couple of blooms from which to gather seeds, so go ahead and remove the rest of the spent flowers if you'd like.

Instructions:

~Allow the Zinnia flower heads to dry on the plant. The bloom will be brown and dry to the touch when it is ready to harvest.

~Once dry, cut off the blooms, making sure to label the heads if you have multiple varieties.

~I like to place my cut flower heads on a screen for up to a week so that they dry thoroughly on all sides.

~Then it is time to release the seeds! Spread paper towel over a flat surface. For different varieties, I write the

name of each variety on a paper plate. Take one of your dry heads and hit it gently or rub it between your fingers to release the seeds onto the paper plate. The seeds look like small arrows.

~Store your varieties in labeled paper envelopes or lunch bags. Place the paper envelopes into glass jars with a tight-sealing lid. Store your seed jars in a cool, dry place out of the sun, such as in a closet.

~When all danger of frost is gone next season, plant your seeds directly into the garden. The seeds will stay viable for 3 to 5 years.




In the Garden....

IT WILL SOON BE TIME TO DIG AND STORE YOUR DAHLIA TUBERS!

Two weeks after a hard frost, prune down the stems of your Dahlias to 6 inches above the ground and carefully dig up the tuber clump. Gently wash the clumps, then dry them in an airy, protected spot for a day or two. Once the tubers are dry and preserved, store them layered in boxes or paper bags in sand, peat, wood shavings or vermiculite at a temperature of 40 to 50 degrees. It's a good idea to check once or twice during storage for any signs of decay. If your clump is quite large, cut it in half before drying, and be sure that the cuts have healed before stashing them away.

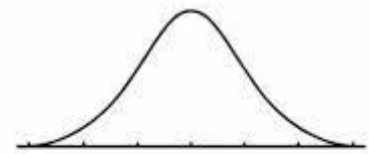
You will be seeing the Garden Clean-up crew coming through the community at the end of the month.

Stay safe and be kind to each other.
Go outside and play whenever possible!
Enjoy these beautiful autumn days.



WILL YOU PLEASE PICK UP ALL YOUR CLOTHES?

10-06-2008




NORMAL DISTRIBUTION



PARANORMAL DISTRIBUTION

Coloring Corner



Paws & Tails Pet Care

Right here in Pittsfield Village!

Have peace of mind while you're away with quality care and affordable rates for your furry family member!

I provide daily dog walking for people who have long, busy, work hours, new puppies who need potty breaks and socialization, or for those that want their dog to have a fun break in their day!

I also provide house visits for dogs, cats, and small animals for those gone on vacations and business trips.

Email to book your free meet and greet with me and to receive more information.

Contact information:

irenehayes03@yahoo.com



Homebody Practice:

Mindful movement, inspired by yogic traditions.

Community classes select Wednesdays on Zoom:

Wednesday Unwind: 8:30pm - 30 min

There are no prerequisites, no rules, and no expectations. I offer variations for poses and I design the sequence with beginners in mind.

All my classes are streamed live from my living room, right here in the Pittsfield Community.

For monthly schedule or to sign up:

Website: bit.ly/homebodypractice

email: brittanywidin@gmail.com

For Our Snow Birds

If you are going to be away for an extended period during the winter season around the corner, you will find that you have a bit more prepping and planning to do before you depart. We caution you that you will be responsible for all damages which **may occur as a result of failure to maintain heat and electricity at the unit.**

Use this checklist of winterization steps to secure your home before you leave

- Keep heat set above 60 degrees (or at temperature outlined in Bylaws as applicable) and open cabinets containing pipes to allow heat to enter.
- Do not shut off basic utilities (electric, heat or water).
- Secure all windows and locks.
- Provide a neighbor with a key and notify Management (office@pittsfieldvillage.com) who has it.
- Email management (office@pittsfieldvillage.com) with emergency contact info so that we can contact you or your designated emergency contact in an emergency situation.
- Ask a friend, neighbor or family member to inspect the interior of your unit periodically for any signs of a problem if you are not routinely available to perform these inspections yourself.
- Stop deliveries and forward mail so that it is not obvious that the unit is vacant.

Pittsfield Village Office

Monday— Friday, 8:30 am to 5:00 pm

Office: 734-971-0233 Fax: 734-971-3421

Email: office@pittsfieldvillage.com / www.pittsfieldvillage.com

ASSOCIA / KRAMER-TRIAD

Kendra Zunich, Manager: kzunich@kramertriad.com

Wanda Buster, Bookkeeper: wbuster@kramertriad.com

Tracy Vincent, Admin: tvincent@kramertriad.com

Maintenance/General: office@pittsfieldvillage.com

BOARD OF DIRECTORS

Ellen Johnson, President

ellen.johnson@pittsfieldvillage.com

John Sprentall

john.sprentall@pittsfieldvillage.com

Jessica Lehr

jessica.lehr@pittsfieldvillage.com

Kat Irvin

kat.irvin@pittsfieldvillage.com

Nick Oliverio

nick.oliverio@pittsfieldvillage.com

PEST CONTROL

JC Ehrlich services the community every Thursday. If you have pest control needs & would like to place a work order, contact the Village office at **734-971-0223** or email **office@pittsfieldvillage.com**.

Please call by Wednesday to be on the schedule for that week.

M & M : <https://global.gotomeeting.com/join/712124277>

Landscape : <https://global.gotomeeting.com/join/993986877>

BOD : <https://attendee.gotowebinar.com/register/6214012428307746320>

October 2021

Sun	Mon	Tue	Wed	Thu	Fri	Sat
					1	2
3	4	5 M&M Committee Meeting 6:00pm	6	7	8	9
10	11	12 Landscape Committee Meeting 6:00 pm	13	14	15	16
17	18	19	20	21	22	23
24 / 31	25	26	27 Board Meeting 6:15 Open forum; 6:30 pm Meeting	28	29	30